

Factsheet | 31 May 2024

Vanguard Global Aggregate Bond UCITS ETF

EUR Hedged Accumulating - An exchange-traded fund

Inception date: 18 June 2019

Total assets (million) €3,695 | Share class assets (million) €628 as at 31 May 2024

Key ETF facts

	Exchange ticker	SEDOL	Reuters	Bloomberg	Bloomberg iNav	Valoren
Deutsche Börse						
EUR	VAGF	BK5BFR9	VAGF.DE	VAGF.GY	IVAGFEUR	—
Borsa Italiana S.p.A.						
EUR	VAGF	BKMDV58	VAGF.MI	VAGF.IM	IVAGFEUR	—

Base currency	Tax reporting	SRRI*	Index ticker	Investment structure	Domicile
USD	UK Reporting	3	H34611EU	UCITS	Ireland

Legal entity	Investment method	ISIN	Dividends	Dividend schedule	Investment manager
Vanguard Funds plc	Physical	IE00BG47KH54	Accumulated	—	Vanguard Global Advisers, LLC Global Fixed Income Team

Ongoing Charges Figure[†] 0.10%

[†] The Ongoing Charges Figure (OCF) covers administration, audit, depository, legal, registration and regulatory expenses incurred in respect of the Funds. When you invest with any fund manager, you pay a number of charges, starting with the Annual Management Charge (AMC) which covers the fund manager's costs of managing the fund. The AMC plus ongoing running costs and other operational expenses make up the fund's total 'ongoing charges figure'.

Objectives and investment policy

- The Fund employs a passive management – or indexing – investment approach, through physical acquisition of securities, and seeks to track the performance of the Bloomberg Global Aggregate Float Adjusted and Scaled Index (the "Index").
- The Fund invests in a representative sample of bonds included in the Index in order to closely match the Index's capital and income return.
- The Index includes investment-grade and government bonds from around the world with maturities greater than one year.
- To a lesser extent the Fund may invest in similar types of bonds outside the Index.

* Synthetic Risk and Reward Indicator

Vanguard Global Aggregate Bond UCITS ETF

EUR Hedged Accumulating - An exchange-traded fund

Performance summary

EUR—Vanguard Global Aggregate Bond UCITS ETF

Benchmark — Bloomberg Global Aggregate Float Adjusted and Scaled Index in EUR

Annualised performance**	1 month	Quarter	Year to date	1 year	3 years	5 years	10 years	Since inception
Fund (Net of expenses)	0.81%	-0.40%	-1.85%	0.80%	-4.41%	—	—	-2.14%
Benchmark	0.81%	-0.37%	-1.85%	0.91%	-4.35%	-1.84%	—	-2.04%

**Figures for periods less than one year are cumulative returns. All other figures represent annual returns. Performance figures include the reinvestment of all dividends and any capital gains distributions. The performance data does not take account of the commissions and costs incurred in the issue and redemption of shares. Basis of fund performance is NAV to NAV with gross income invested. Basis of index performance is total return.

Performance and Data is calculated on closing NAV as at 31 May 2024.

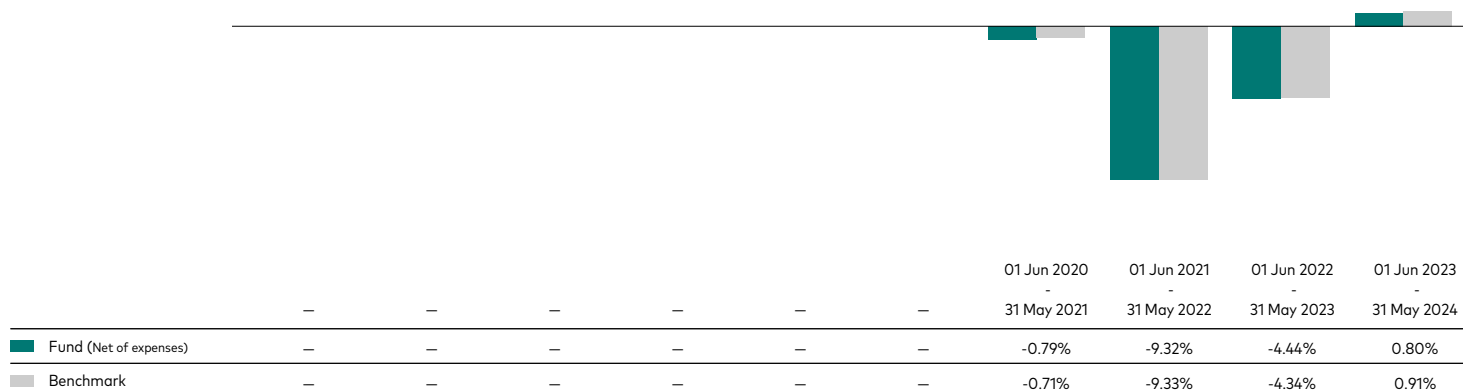
Past performance is not a reliable indicator of future results.

Figures for periods of less than one year are cumulative returns. All other figures represent average annual returns. Performance figures include the reinvestment of all dividends and any capital gains distributions. The performance data does not take account of the commissions and costs incurred in the issue and redemption of shares. Basis of fund performance is NAV to NAV. Basis of index performance is total return. All performance is calculated in EUR, net of fees.

The Fund invests in securities which are denominated in currencies other than the share class currency. Movements in currency exchange rates can affect the return of investments. Currency hedging techniques are used to minimise the risks associated with movements in currency exchange rates but these risks cannot be eliminated entirely. As this information relates to a share class where such techniques are used, for the purposes of the "Past performance" section above, the performance of this share class is shown against the Bloomberg Global Aggregate Float Adjusted and Scaled Index in EUR (the "Hedged Index"), which is a currency hedged version of the Index.

Source: Vanguard; Bloomberg Global Aggregate Float Adjusted and Scaled Index in EUR- The Index is a widely recognised benchmark designed to reflect the characteristics of the Global Aggregate Bond universe. The Index includes investment-grade and government bonds from around the world with maturities greater than one year. To a lesser extent the Fund may invest in similar types of bonds outside the Index.

Rolling 12-month performance



Key investment risks

The value of bonds and fixed income-related securities is affected by influential factors such as interest rates, inflation, credit spreads and volatility which, in turn, are driven by other factors including political, economic news, company earnings and significant corporate events. Currency hedging may not completely eliminate currency risk in the Fund, and may affect the performance of the Fund.

Credit risk. The issuer of a financial asset held within the Fund may not pay income or repay capital to the Fund when due.

Liquidity risk. Lower liquidity means there are insufficient buyers or sellers to allow the Fund to sell or buy investments readily.

Counterparty risk. The insolvency of any institutions providing services such as safekeeping of assets or acting as counterparty to derivatives or other instruments, may expose the Fund to financial loss.

Index tracking risk. The Fund is not expected to track the performance of the Index at all times with perfect accuracy. The Fund is, however, expected to provide investment results that, before expenses, generally correspond to the price and yield performance of the Index.

Index sampling risk. As the Fund uses an index sampling technique whereby a representative sample of securities are selected to represent the Index, there is the risk that the securities selected for the Fund may not, in the aggregate, approximate the full Index.

Bond risk. The Fund invests in bonds which may provide higher yields but as such may carry greater credit risk increasing the risk of defaults on repayment and erosion of the capital value of your investment. The level of income may fluctuate and movements in interest rates are likely to affect the capital value of bonds.

Please also read the risk factors section in the prospectus and the Key Investor Information Document, both of which are available on the Vanguard website.

This document is directed at professional investors and should not be distributed to, or relied upon by retail investors.

Vanguard Global Aggregate Bond UCITS ETF

EUR Hedged Accumulating - An exchange-traded fund

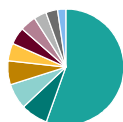
Data as at 31 May 2024 unless otherwise stated.

Characteristics

	Fund	Benchmark
Number of bonds	11,126	30,373
Yield to worst	4.36%	4.33%
Average coupon	3.0%	2.9%
Average maturity	8.5 years	8.6 years
Average quality	AA-	AA-
Average duration	6.5 years	6.5 years
Cash investment*	1.5%	—
Turnover rate	24%	—

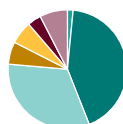
The PTR (Portfolio Turnover Rate) approach considers the total security purchases and sales, the total subscriptions and redemptions and the average net assets of the fund to calculate the turnover figure. Data as at 31 March 2024.

Market allocation



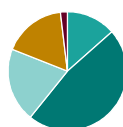
United States	45.8%	United Kingdom	3.9%
Japan	6.2	Italy	3.7
France	5.9	Supranational	2.9
Germany	5.5	Spain	2.7
Canada	4.1	Australia	1.9

Distribution by credit maturity (% of fund)



Under 1 Year	1.6%	20 - 25 Years	3.7%
1 - 5 Years	42.4	Over 25 Years	7.6
5 - 10 Years	32.4		
10 - 15 Years	6.1		
15 - 20 Years	6.2		

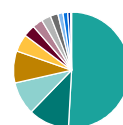
Distribution by credit quality (% of fund)



AAA	13.5%	Not Rated	1.9%
AA	47.3		
A	20.2		
BBB	17.1		
Less than BBB	0.0		

Credit-quality ratings for each issue are obtained from Bloomberg using ratings derived from Moody's Investors Service, Fitch Ratings, and Standard & Poor's. When ratings from all three agencies are available, the median rating is used. When ratings are available from two of the agencies, the lower rating is used. When one rating is available, that rating is used.

Distribution by issuer (% of fund)



Treasury/federal	51.2%	Government-related - local authority	3.3%
Corporate - industrials	11.4	Government-related - supranationals	2.9
Mortgage backed security pass-through	9.2	Securitised	2.6
Corporate - financial institutions	9.0	Corporate - utilities	2.1
Government-related - agencies	4.9	Cash*	1.5

*The allocations are subject to circumstances such as timing differences between trade and settlement dates of underlying securities, that may result in negative weightings. The fund may also employ certain derivative instruments for cash management or risk management purposes that may also result in negative weightings. Allocations are subject to change. Cash includes physical cash on the account, cash like instruments (such as ultra-short term treasury bonds) and derivative instruments.

Source: Vanguard

Glossary for ETF attributes

The ETF attributes section on the first page contains a number of metrics that professional investors use to value individual securities against a market or index average. These metrics can also be used to value and compare funds to the market by taking the average of all the securities held in the fund and comparing them to those of the fund's benchmark index. We've provided a definition of the terms used for your convenience.

Average coupon is the average interest rate paid on the fixed income securities held by a fund. It is expressed as a percentage of face value.

Average maturity is the average length of time until fixed income securities held by a fund reach maturity and are repaid, taking into consideration the possibility that the issuer may call the bond before its maturity date. The figure reflects the proportion of fund assets represented by each security; it also reflects any futures contracts held. In general, the longer the average effective maturity, the more a fund's share price will fluctuate in response to changes in market interest rates.

Average quality is an indicator of credit risk. This figure is the average of the ratings assigned to a fund's fixed income holdings by credit-rating agencies. The agencies make their judgment after appraising an issuer's ability to meet its obligations. Quality is graded on a scale, with Aaa or AAA indicating the most creditworthy bond issuers.

Average duration is an estimate of how much the value of the bonds held by a fund will fluctuate in response to a change in interest rates. To see how the value could change, multiply the average duration by the change in rates. If interest rates rise by 1 percentage point, the value of the bonds in a fund with an average duration of five years would decline by about 5%. If rates decrease by a percentage point, the value would rise by 5%.

Yield to worst applies when the portfolio is invested into callable bonds. When it is not the case Yield to worst=Yield to maturity.

This document is directed at professional investors and should not be distributed to, or relied upon by retail investors.

Vanguard Global Aggregate Bond UCITS ETF

EUR Hedged Accumulating - An exchange-traded fund

Investment risk information

The value of investments, and the income from them, may fall or rise and investors may get back less than they invested.

Past performance is not a reliable indicator of future results.

Some funds invest in emerging markets which can be more volatile than more established markets. As a result, the value of your investment may rise or fall.

Funds investing in fixed interest securities carry the risk of default on repayment and erosion of the capital value of your investment and the level of income may fluctuate. Movements in interest rates are likely to affect the capital value of fixed interest securities. Corporate bonds may provide higher yields but as such may carry greater credit risk increasing the risk of default on repayment and erosion of the capital value of your investment. The level of income may fluctuate and movements in interest rates are likely to affect the capital value of bonds.

ETF shares can be bought or sold only through a broker. Investing in ETFs entails stockbroker commission and a bid-offer spread which should be considered fully before investing.

The Funds may use derivatives in order to reduce risk or cost and/or generate extra income or growth. The use of derivatives could increase or reduce exposure to underlying assets and result in greater fluctuations of the Fund's net asset value. A derivative is a financial contract whose value is based on the value of a financial asset (such as a share, bond, or currency) or a market index.

Some funds invest in securities which are denominated in different currencies. Movements in currency exchange rates can affect the return of investments.

For further information on risks please see the "Risk Factors" section of the prospectus on our website at <https://global.vanguard.com>.

For more information contact your local sales team or:

Web: <http://global.vanguard.com>

Client Services (Europe): Tel. +44 (0)203 753 4305

Email: european_client_services@vanguard.co.uk

Non advised personal investor: Personal_investor_enquiries@vanguard.co.uk

Important information

This document is directed at professional investors and should not be distributed to, or relied upon by retail investors.

For further information on the fund's investment policies and risks, please refer to the prospectus of the UCITS and to the KIID before making any final investment decisions. The KIID for this fund is available, alongside the prospectus via Vanguard's website <https://global.vanguard.com/>.

This document is designed for use by and is directed only at persons resident in the UK.

The information contained in this document is not to be regarded as an offer to buy or sell or the solicitation of any offer to buy or sell securities in any jurisdiction where such an offer or solicitation is against the law, or to anyone to whom it is unlawful to make such an offer or solicitation, or if the person making the offer or solicitation is not qualified to do so. The information in this document is general in nature and does not constitute legal, tax, or investment advice. Potential investors are urged to consult their professional advisers on the implications of making an investment in, holding or disposing of [units/shares], and the receipt of distribution from any investment.

Vanguard Funds plc has been authorised by the Central Bank of Ireland as a UCITS and has been registered for public distribution in certain EEA countries and the UK. Prospective investors are referred to the Funds' prospectus for further information. Prospective investors are also urged to consult their own professional advisers on the implications of making an investment in, and holding or disposing shares of the Funds and the receipt of distributions with respect to such shares under the law of the countries in which they are liable to taxation.

The Manager of Vanguard Funds plc is Vanguard Group (Ireland) Limited. Vanguard Asset Management, Limited is a distributor of Vanguard Funds plc.

The indicative Net Asset Value ("iNAV") for Vanguard's ETFs is published on Bloomberg or Reuters. Refer to the Portfolio Holdings Policy at <https://fund-docs.vanguard.com/portfolio-holdings-disclosure-policy.pdf>

The Manager of the Ireland-domiciled funds may determine to terminate any arrangements made for marketing the shares in one or more jurisdictions in accordance with the UCITS Directive, as may be amended from time to time.

For investors in Ireland-domiciled funds, a summary of investor rights can be obtained via

<https://www.ie.vanguard/content/dam/intl/europe/documents/en/vanguard-investors-rights-summary-irish-funds-jan22.pdf> and is available in English, German, French, Spanish, Dutch and Italian.

BLOOMBERG® is a trademark and service mark of Bloomberg Finance L.P. Bloomberg Finance L.P. and its affiliates, including Bloomberg Index Services Limited ("BISL") (collectively, "Bloomberg"), or Bloomberg's licensors own all proprietary rights in the Bloomberg Indices.

The products are not sponsored, endorsed, issued, sold or promoted by "Bloomberg." Bloomberg makes no representation or warranty, express or implied, to the owners or purchasers of the products or any member of the public regarding the advisability of investing in securities generally or in the products particularly or the ability of the Bloomberg Indices to track general bond market performance. Bloomberg shall not pass on the legality or suitability of the products with respect to any person or entity. Bloomberg's only relationship to Vanguard and the products are the licensing of the Bloomberg Indices which are determined, composed and calculated by BISL without regard to Vanguard or the products or any owners or purchasers of the products. Bloomberg has no obligation to take the needs of the products or the owners of the products into consideration in determining, composing or calculating the Bloomberg Indices. Bloomberg shall not be responsible for and has not participated in the determination of the timing of, prices at, or quantities of the products to be issued. Bloomberg shall not have any obligation or liability in connection with the administration, marketing or trading of the products.

SEDOL and SEDOL Masterfile® are registered trademarks of the London Stock Exchange Group PLC.

SEDOL Data has been provided from the London Stock Exchange's SEDOL Masterfile®.